



Elite Series Models #520 & #420





SPECIFICATIONS

Model Number	520	420
Fuel	Wood or Anthracite	Wood or Anthracite
Heating Area (Recommended)	2,500 sq. ft.	2,000 sq. ft.
BTU Rating	90,000	72,000
Efficiency	83.3%	83.3%
Firebox (WxDxH)	16" x 19" x 17"	12" x 19" x 17"
Fire Box Opening (WxH)	16" x 9.5"	12" x 9.5"
Fire Door (WxH)	19" x 13.5"	14.75" x 13.5"
Fire Door Viewing Area (WxH)	14.25" x 8.75"	10" x 8.75"
Oven (WxDxH)	18" x 21" x 13"	18" x 21" x 13"
Oven Door (WxH)	21" x 15.75"	21" x 15.75"
Oven Door Viewing Area (WxH)	16" x 10.75"	16" x 10.75"
Ash Pan (WxDxH)	15.5" x 19.25" x 3.5"	11.5" x 19.25" x 3.5"
Ash Door (WxH)	19" x 8.25"	14.75" x 8.25"
Stove w/ Handles (WxD)	51.5" x 33.25"	47.25" x 33.25"
Stovetop Surface (WxD)	46.5" x 21"	42.25" x 21"
Height To Stovetop	35.25"	35.25"
Height To Warming Shelf	53.5"	53.5"
Height To Warming Closet w/ Shelf	62.5"	62.5"
Height To Exhaust	35.25"	35.25"
Exhaust	7"	6"
Standard Weight	840 lbs.	775 lbs.
U.L. Tested*	Yes	Yes
Warranty	Limited Lifetime	Limited Lifetime

CLEARANCE FROM COMBUSTIBLES

Front	48"	48"
Back	18"	18"
Back w/ Heat Shield	12"	12"
Left Side	18"	18"
Right Side	12"	12"
Corner	10"	10"
Ceiling	36"	36"
Single Wall Stovepipe	18"	18"
Double Wall Stovepipe	6"	6"
Floor Protection Minimum (WxD)	62" x 48"	58" x 48"

* Safety Tested to UL #1482 & CAN / ULC #S627

All units require a Class "A" all fuel chimney. Installation must conform to state and local codes.



Style Options

HECO SHOWN WITH 3 PANEL POLISHED STEEL STOVETOP, GLASS DOORS & WARMING CLOSET W/ SHELF
The warming closet adds style & presence. Enclosed storage has numerous uses and will keep items warmer than a shelf alone.




3 Panel Polished Steel

Removable stovetop for full access cleaning. Panels will turn a golden blue color with use.



Solid Polished Steel

Welded to stove body w/ 2 access lids for cleaning. Stovetop will turn a golden blue color with use.



3 Panel Porcelain Enamel

Removable stovetop for full access cleaning. Panels match the stove body for a clean look.



Glass Oven Door

Added style for your HECO.
Allows for a great view of your food.




Solid Oven Door

A sleek & simple look that retains more heat for the serious baker.



Glass Fire Door

A wonderful view of your fire. Allows more heat to radiate into your room.



Solid Fire Door

A sleek & simple look that retains more heat inside fire box.



Warming Shelf

Classic styling that helps keep items warm. *Warming Closet w/ Shelf is featured on previous page & cover.



Attractive Features



Large Stovetop

Perfect for searing, sautéing, or warming.
Enjoy your favorite foods & keep stomachs full.



6



Porcelain Enamel Coated

Adds show stopping looks.
Enhanced protection & easier cleaning.



Large Oven

Baking or roasting for anything you can think of. Put smiles on faces with some of your specialties.



African Mahogany Handles

Adds to the warm, at home charm of HECO. Provides a cool touch grip while in use.



Reburn System

Burns off gases & particulates before exiting fire box. Creates more heat output & efficiency for long burn times. Better for the environment with very low emissions.



Optional Accessories



Summer Grate

Designed for wood burning only.
For using stovetop & oven during warmer weather.



Rear Heat Shield

Added protection from combustibles.
Allows back of stove to be 12" from wall.



22 Gallon Water Reservoir

Warm water when you need it.



Coil Kit For Water Reservoir

Allows circulation through coil in fire box for hotter water. When in use, water must be replenished to avoid overheating & damaging coil.



Hot Water Options

Whether using the 22 gallon water reservoir or a range boiler, the HECO has you covered in the event of a power outage or off-grid use.



Floor Protection Mat

Provides proper protection and size requirements for combustible floors.
48" x 64" Textured Black (UL Listed)



Controls & Cleanouts



Air Wash Control

Provides secondary air for reburn system.
Primary air for wood burning & fire door air wash.

DS Hot Air Draft Regulator

Automatic control of your primary air.
Set the regulator to your desired temperature.


Shaker Handle

Located at left rear of stove.
Easy removal of ashes from fire box into ash pan.




Oven Bypass Control

Controls bake oven usage.
Pull out on control to engage oven.



Exhaust Cleanout

Removable panel for easier cleaning.
Located on right side of exhaust box.



Rear Fly Ash Cleanout

Scrape any ash toward front of stove.
Ash will fall to the front ash cleanout.



Front Ash Cleanout

Located under the bake oven. Use the
scraper rod to clean periodically.



Fire Box Ash Pan

Less mess & easier cleaning.
Can be used to catch ashes from front cleanout.

To strive to make the most competitive and highest quality products available. Traditional craftsmanship defines each product from wood and anthracite cookstoves to custom metal fabrication. With a goal of high efficiency and low maintenance, DS products are built to last a lifetime. With four divisions, Stove Manufacturing, Retail, Wholesale, and Custom Fabrication, DS strives for excellence in everything they produce.

Enjoy A Lifetime of Reliable Heating & Cooking!





Things To Consider When Purchasing

#520 Cookstove.....

#420 Cookstove.....

CO & Smoke Alarm.....

Stovepipe _____ ft. _____ in.
Black Stainless Steel

Elbows (2 Max) _____ Pieces
Black Stainless Steel

Trim Collar Size _____ (in.).....

Screws For Stovepipe
Black Stainless Steel

S.S. Chimney Relining Kit _____ ft.....

Insulated Chimney _____ ft.
Masonry Stainless Steel

Hearth Board

(Size / Model) _____

Wall Protection Board

(Size / Model) _____

Subtotal _____

Tax _____

Total _____

DS2023

Prices are subject to change without notification

MANUFACTURED BY DS STOVES
Lancaster County, Pennsylvania
717-768-3853 | HECOSTOVES.COM

Authorized Dealer